

Specification Sheet

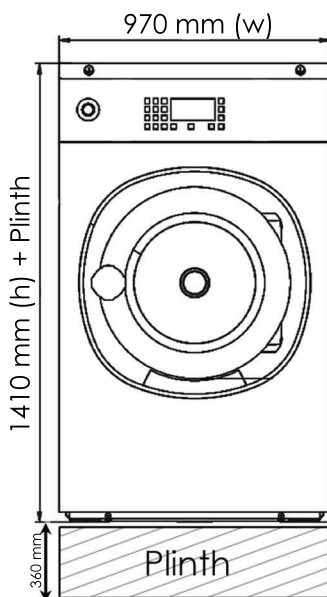
IY240E Industrial Washer



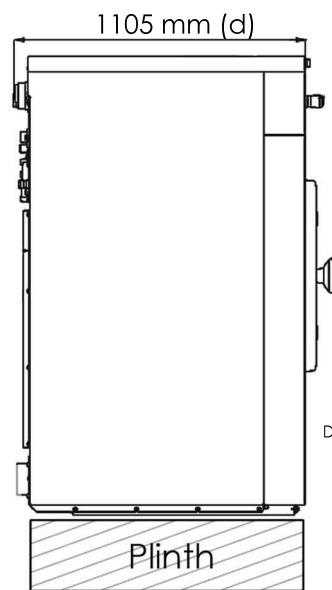
IY240E

Capacity (Dry)	24 kg
Volume	240 L
Spin Type	High Spin
Door Opening	Ø 460 mm
Net Weight	430 kg
Electrical Recommendations	40 Amp – 415 Volt – 3-phase Isolating Switch at 1.8m off floor
Water Recommendations (Hot)	1x Standard 19mm Washing Machine Tap
Water Recommendations (Cold)	2x Standard 19mm Washing Machine Tap
Water Pressure	Minimum = 44PSI (3 Bar), Maximum = 72PSI (5 Bar)
Drain	Ø 76mm through floor
Foundations	Minimum 100mm M20 Grade Concrete Foundation
Optional Plinth	360 mm (height) 6 mm (thickness) Ø 16 mm (bolt hole)

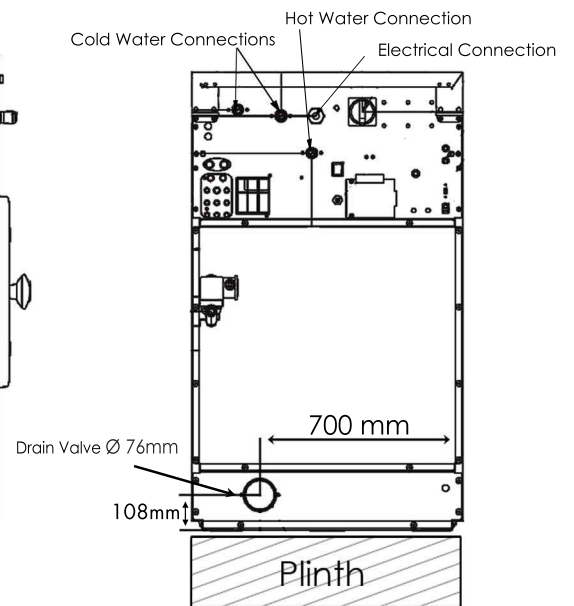
IY240E



FRONT



SIDE



BACK



B-Electrical
Services

EnviroSaver
Ozone Laundry Disinfection

Tel: (08) 8337 7394
(08) 8337 7216
www.b-electrical.com.au